



WEISS APPLICATION SOFTWARE W.A.S. 2



W.A.S. 2

WEISS APPLICATION SOFTWARE | W.A.S. 2



Intuitive operator concept: the elegant interface of W.A.S. 2 is also available for mobile devices as a Windows application or via a web interface.



Whether rotary table, handling unit or linear axis, the complete range of WEISS components can be controlled easily and precisely using W.A.S. 2.



THE WHOLE WORLD OF WEISS COMPONENTS IN A SINGLE SOFTWARE PACKAGE: W.A.S. 2

Discover the consistent further development of the WEISS Application Software. Easy-to-use, intuitive and compatible with all WEISS automation components – even for complete multi-axis systems and LS 280 (W.A.S. 2 LS)

PLUG & WORK FOR STANDALONE OR SYSTEM MODULES

The new WEISS Application Software (W.A.S. 2) makes setting up and controlling all WEISS components a breeze – whether individually or in combination as a multi-axis system. All system combinations can be configured without any issues – whether electromechanical or servomechanical rotary tables with direct-drive rotary or linear units.

MAXIMUM OPERATOR CONVENIENCE

Whether using the Windows programme or a web browser, the interface is so easy and intuitive to use that no detailed control system knowledge is required for commissioning. Even plant engineering firms without their own software specialists can set up their own modules without any problems.

UP TO 30 % HIGHER OUTPUT

The various modules communicate directly with one another – without having to bypass a higher-level control system. This saves valuable process time and significantly increases the cycle rate of the entire installation. The output can increase by up to 30 % in high-speed applications.

SMART ENERGY MANAGEMENT

Further advantages include the diverse monitoring and diagnostics functions. And when it comes to energy management: the software enables precise energy analysis with minute-by-minute measurement and saving of energy consumption values. Even energy recovery can be used with an active power supply unit.

ADVANTAGES

- Quick and easy commissioning for complete multi-axis systems
- Plug & work even without any special knowledge
- Intuitive user interface that can be accessed via web browsers on both mobile terminals and PCs
- Output increase of up to 30 % thanks to shorter process times
- Smart energy management for precise analyses
- Monitoring and diagnostic functions

W.A.S. 2

WEISS APPLICATION SOFTWARE

WEISS APPLICATION SOFTWARE

- Control packages matched to the respective requirements are available: SCALABLE, COMPACT and LS
- All positions and speeds are freely programmable
- Free language selection
- Easy access to all axis parameters
- Diagnostic functions
- Inputs and outputs can be forced (e.g. for start-up)
- Alarm history
- Logbook
- Oscilloscope software

COMMUNICATION

- Digital I/O (24 V inputs and outputs)
- Profibus-DP
- EtherNet/IP (Rockwell)
- PROFINET
- EtherCAT
- More available on request

DESIGN AND CONNECTION

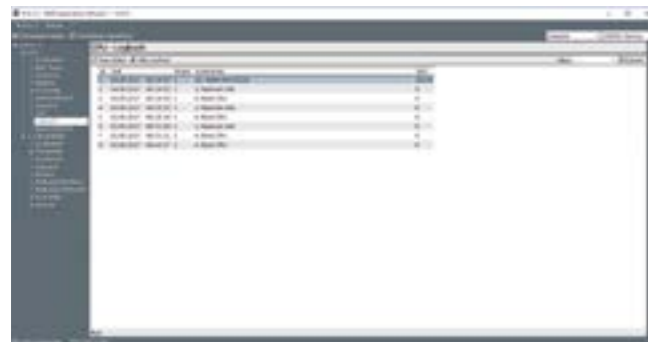
- Plug & Work
- Vorparametriertes Steuerpaket
- Finished parameter sets for all WEISS components
- Passend aufeinander abgestimmte Komponenten
- Große Flexibilität bezüglich Leitungslänge und Schnittstellen

SAFETY AND SERVICE

- Safe torque off function integrated
- Safe Motion on request
- Worldwide service / complete UL approval
- Comprehensive safety and monitoring functions
- Remote maintenance

DIMENSIONS

- Based on the number of axes, the supply voltage, the configuration level and the hardware manufacturer(s)



To perform diagnostics on the fieldbus interface, the logbook records the timing of the command sequence.



The I/O monitor is used for commissioning and for handshake diagnostics.

W.A.S. 2 LS

WEISS APPLICATION SOFTWARE

WEISS APPLICATION SOFTWARE

The W.A.S. 2 LS (WEISS Application Software for LS 280) program for Windows is for controlling the linear assembly system while also acting as the interface to the higher-level customer control system. In addition to the basic functionality for the start-up the software provides many further functions.

- Visualisation
- Free language selection
- Status bar for the single cells
- Display of alarm messages
- Easy access to parameter of the cells
- Inputs and outputs can be forced
- Monitoring functions
- Alarm history
- Diagnostic functions
- Ethernet connection to the control
- Load and display a parameter set "offline"



DESIGN AND CONNECTION

- One master PLC per base machine LS 280
- Decentralised control packages per assembly cell
- Communication of the cells via system bus
- Centrally saved parameter file
- Standardised design with pluggable system
- Fieldbus interfaces for customer interface

COMMUNICATION

At the master PLC of the base machine LS 280 the following interfaces to the higher level main control system of the customer are available:

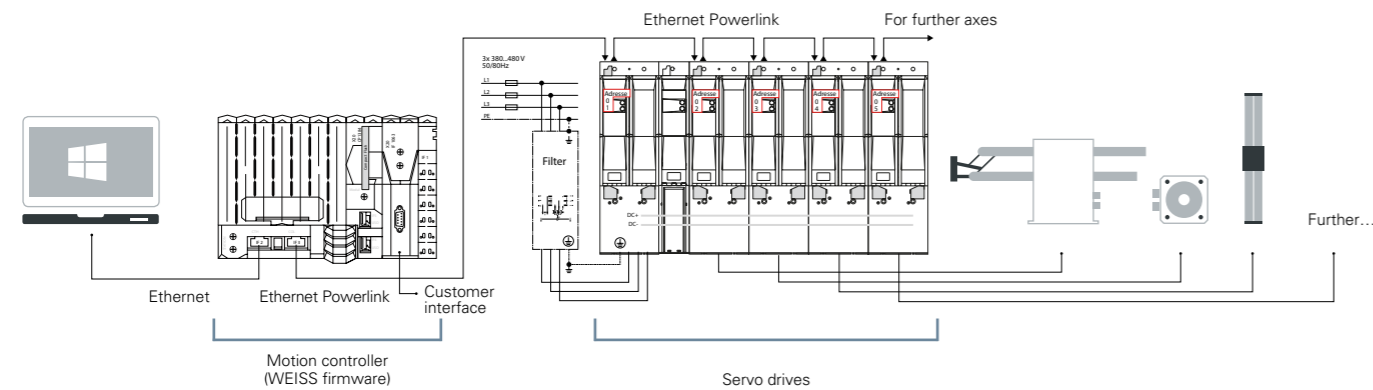
- Profibus-DP
- EtherNet/IP (Rockwell)
- PROFINET
- EtherCAT
- More available on request

SAFETY AND SERVICE

- Frequency inverter with integrated restart protection
Safe torque off (SIL 2, PL "d")
- Depending on brand, configuration and wiring of the frequency inverter, a Safe torque off (SIL 3, PL "e") can be reached.
- Comprehensive monitoring functions
- Remote maintenance
- Worldwide service

W.A.S. 2 SCALABLE

WEISS APPLICATION SOFTWARE



- 1 to 32 axes possible
- Large scope of functions, such as energy recovery
- Software cams
- Sequence programming
- PCM
- Friction measurement
- Easy to expand
- Configurable fieldbus telegram

W.A.S. 2 SCALABLE ELECTRICAL DATA FOR THE CONTROL HARDWARE

Product	Mains voltage	Supply 24 V ± 5 %	Connected load max.	Installation dimensions WxHxD (without CPU)
NC 150T	230 V	1.47 A	1.35 kVA	60 x 257 x 220 mm
NC 150T	400 V	1.47 A	2.1 kVA	60 x 257 x 220 mm
NC 220T	230 V	1.47 A	2.1 kVA	60 x 257 x 220 mm
NC 220T	400 V	2.5 A	3 kVA	71 x 375 x 236 mm
NC 320T	230 V	1.47 A	2.1 kVA	60 x 257 x 220 mm
NC 320T	400 V	2.5 A	5 kVA	71 x 375 x 236 mm
NR 750Z	400 V	2.5 A	10 kVA	71 x 375 x 236 mm
NR 1100Z	400 V	2.8 A	17 kVA	200 x 375 x 234 mm
NR 1500Z	400 V	2.8 A	17 kVA	200 x 375 x 234 mm
NR 2200Z	400 V	2.8 A	17 kVA	200 x 375 x 234 mm
CR 1000C	400 V	2.8 A	30 kVA	200 x 375 x 234 mm
CR 1300C	400 V	2.8 A	30 kVA	200 x 375 x 234 mm
CR 2000C	400 V	4.6 A	54 kVA	276 x 460 x 295 mm
CR 300E	400 V	2.5 A	10 kVA	71 x 375 x 236 mm
CR 400E	400 V	2.5 A	10 kVA	71 x 375 x 236 mm
CR 500E	400 V	2.8 A	17 kVA	200 x 375 x 234 mm
CR 700C	400 V	2.8 A	17 kVA	200 x 375 x 234 mm
TH 700F	400 V	2.8 A	17 kVA	200 x 375 x 234 mm
TH 1000F	400 V	2.8 A	30 kVA	200 x 375 x 234 mm
TO 150C-B	230 V	1.47 A	2.1 kVA	60 x 257 x 220 mm
TO 150C-B	400 V	2.5 A	3 kVA	71 x 375 x 236 mm
TO 400	400 V	2.8 A	30 kVA	200 x 375 x 234 mm
TO 750C	400 V	2.8 A	30 kVA	200 x 375 x 234 mm
TO 1300	400 V		On request	
TO 220C-B	230 V	1.47 A	2.1 kVA	60 x 257 x 220 mm
TO 220C-B	400 V	2.5 A	5 kVA	71 x 375 x 236 mm
ST 55, ST 75-1-2-3	230 V	1.47 A	1.35 kVA	60 x 257 x 220 mm
ST 55, ST 75-1-2-3	400 V	1.47 A	1.35 kVA	60 x 257 x 220 mm

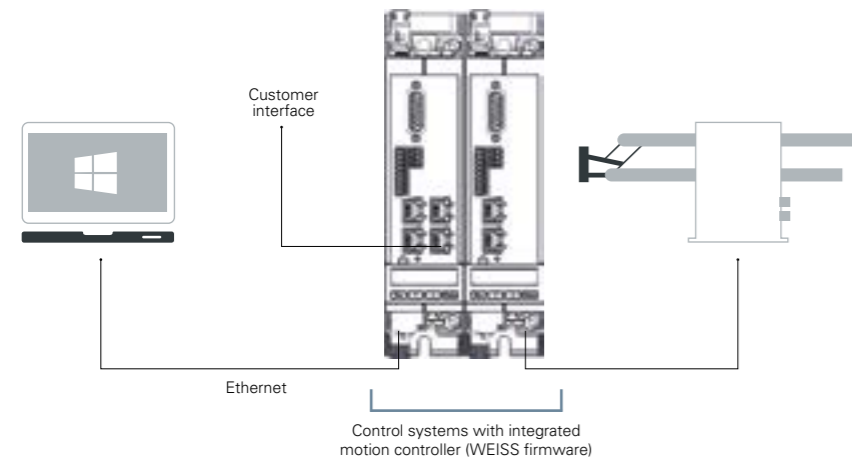
Product	Mains voltage	Supply 24 V ± 5 %	Connected load max.	Installation dimensions WxHxD (without CPU)
ST 140-1	230 V	1.47 A	1.35 kVA	60 x 257 x 220 mm
ST 140-1	400 V	2.5 A	3 kVA	71 x 375 x 236 mm
ST 140-2	230 V	1.47 A	2.1 kVA	60 x 257 x 220 mm
ST 140-2	400 V	2.5 A	5 kVA	71 x 375 x 236 mm
TW 150	230 V	1.47 A	2.1 kVA	60 x 257 x 220 mm
TW 150	400 V	2.5 A	5 kVA	71 x 375 x 236 mm
TW 200	230 V	1.47 A	2.1 kVA	60 x 257 x 220 mm
TW 200	400 V	2.5 A	5 kVA	71 x 375 x 236 mm
TW 300	400 V	2.5 A	5 kVA	71 x 375 x 236 mm
HP 70T	230 V	2.94 A	2.7 kVA	60 x 257 x 220 mm (x 2)
HP 70T	400 V	5 A	6 kVA	71 x 375 x 236 mm (x 2)
HP 140T	230 V	2.94 A	2.7 kVA	60 x 257 x 220 mm (x 2)
HP 140T	400 V	5 A	6 kVA	71 x 375 x 236 mm (x 2)
HL 50	230 V	1.47 A	1.35 kVA	60 x 257 x 220 mm
HL 50	400 V	2.5 A	3 kVA	71 x 375 x 236 mm
HL 100	230 V	1.47 A	2.1 kVA	60 x 257 x 220 mm
HL 100	400 V	2.5 A	5 kVA	71 x 375 x 236 mm
HG 0012	230 V	1.47 A	1.35 kVA	60 x 257 x 220 mm
HG 0012	400 V	1.47 A	1.35 kVA	60 x 257 x 220 mm
HG 0025	230 V	1.47 A	1.35 kVA	60 x 257 x 220 mm
HG 0025	400 V	2.5 A	3 kVA	71 x 375 x 236 mm
HN 50	230 V	1.47 A	1.35 kVA	60 x 257 x 220 mm
HN 50	400 V	2.5 A	3 kVA	71 x 375 x 236 mm
HN 100	230 V	1.47 A	2.1 kVA	60 x 257 x 220 mm
HN 100	400 V	2.5 A	5 kVA	71 x 375 x 236 mm
HN 200	230 V	1.47 A	2.1 kVA	60 x 257 x 220 mm
HN 200	400 V	2.5 A	5 kVA	71 x 375 x 236 mm
HN 400	400 V	2.5 A	5 kVA	71 x 375 x 236 mm
HN 400	230 V		On request	

CPU MOTION CONTROLLER (ONE PER W.A.S. 2 SCALABLE SYSTEM)

Supply 24 V ± 5 %	Installation dimensions WxHxD
1.5 A (without I/O current consumption)	150 x 99 x 85 mm

W.A.S. 2 COMPACT

WEISS APPLICATION SOFTWARE



- 1 to 4 axes possible
- Defined interfaces
- Small installation space

W.A.S. 2 COMPACT ELEKTRISCHE DATEN ZUR STEUERUNGSHARDWARE

Produkt	Netzspannung	Versorgung 24V ± 5%	Anschlussleistung max.	Einbaumaße BxHxT
TO 150C-B	230 V	3,3 A	0,92 kVA	50 x 196 x 215 mm
TO 150C-B	400 V	3,3 A	1,54 kVA	50 x 196 x 215 mm
TO 400	400 V		Auf Anfrage	
TO 750C	400 V		Auf Anfrage	
TO 1300	400 V		Auf Anfrage	
TO 220C-B	230 V	3,3 A	1,55 kVA	50 x 196 x 215 mm
TO 220C-B	400 V	3,3 A	3,5 kVA	70 x 196 x 268 mm
ST 55, ST 75-1-2-3	230 V	3,3 A	0,92 kVA	50 x 196 x 215 mm
ST 55, ST 75-1-2-3	400 V	3,3 A	1,54 kVA	50 x 196 x 215 mm
ST 140-1	230 V	3,3 A	0,92 kVA	50 x 196 x 215 mm
ST 140-1	400 V	3,3 A	1,54 kVA	50 x 196 x 215 mm
ST 140-2	230 V	3,3 A	1,55 kVA	50 x 196 x 215 mm
ST 140-2	400 V	3,3 A	3,5 kVA	70 x 196 x 268 mm
TW 150	230 V	3,3 A	0,92 kVA	50 x 196 x 215 mm
TW 150	400 V	3,3 A	1,54 kVA	50 x 196 x 215 mm
TW 200	230 V	3,3 A	1,55 kVA	50 x 196 x 215 mm
TW 200	400 V	3,3 A	3,5 kVA	70 x 196 x 268 mm
TW 300	400 V	3,3 A	3,5 kVA	70 x 196 x 268 mm
HP 70T	230 V	6,6 A	1,84 kVA	50 x 196 x 215 mm (x 2)
HP 70T	400 V	6,6 A	3,08 kVA	50 x 196 x 215 mm (x 2)
HP 140T	230 V	6,6 A	1,84 kVA	50 x 196 x 215 mm (x 2)
HP 140T	400 V	6,6 A	3,08 kVA	50 x 196 x 215 mm (x 2)
HL 50	230 V	3,3 A	0,92 kVA	50 x 196 x 215 mm
HL 50	400 V	3,3 A	1,54 kVA	50 x 196 x 215 mm
HL 100	230 V	3,3 A	1,55 kVA	50 x 196 x 215 mm
HL 100	400 V	3,3 A	3,5 kVA	70 x 196 x 268 mm
HG 0012	230 V	3,3 A	0,92 kVA	50 x 196 x 215 mm
HG 0012	400 V	3,3 A	1,54 kVA	50 x 196 x 215 mm
HG 0025	230 V	3,3 A	0,92 kVA	50 x 196 x 215 mm
HG 0025	400 V	3,3 A	1,54 kVA	50 x 196 x 215 mm
HN 50	230 V	3,3 A	0,92 kVA	50 x 196 x 215 mm
HN 50	400 V	3,3 A	1,54 kVA	50 x 196 x 215 mm
HN 100	230 V	3,3 A	1,55 kVA	50 x 196 x 215 mm
HN 100	400 V	3,3 A	3,5 kVA	70 x 196 x 268 mm
HN 200	230 V	3,3 A	1,55 kVA	50 x 196 x 215 mm
HN 200	400 V	3,3 A	3,5 kVA	70 x 196 x 268 mm
HN 400	400 V	3,3 A	3,5 kVA	70 x 196 x 268 mm
SH 75T	230 V		Auf Anfrage	
SH 75T	400 V		Auf Anfrage	

Product	Mains voltage	Supply 24 V ± 5 %	Connected load max.	Installation dimensions WxHxD
HG 0025	400 V	3.3 A	1.54 kVA	50 x 196 x 215 mm
HN 50	230 V	3.3 A	0.92 kVA	50 x 196 x 215 mm
HN 50	400 V	3.3 A	1.54 kVA	50 x 196 x 215 mm
HN 100	230 V	3.3 A	1.55 kVA	50 x 196 x 215 mm
HN 100	400 V	3.3 A	3.5 kVA	70 x 196 x 268 mm
HN 200	230 V	3.3 A	1.55 kVA	50 x 196 x 215 mm
HN 200	400 V	3.3 A	3.5 kVA	70 x 196 x 268 mm
HN 400	400 V	3.3 A	3.5 kVA	70 x 196 x 268 mm
SH 75T	230 V		On request	
SH 75T	400 V		On request	



INSPIRING PEOPLE **GREAT SOLUTIONS**

WEISS GMBH

Siemensstrasse 17 74722 Buchen Germany
Phone +49 6281 5208-0 Fax +49 6281 5208-99
info@weiss-world.com
www.weiss-world.com

Disclaimer

The WEISS product catalogue has been compiled with the greatest of care. Nonetheless, the details given are only for non-binding general information and do not replace in-depth individual consulting for a purchase decision. WEISS GmbH assumes no liability for the correctness, completeness, quality of the information provided nor that it is up to date. Liability for material defects and deficiencies in title pertaining to the information, in particular for its correctness, freedom from third-party intellectual property rights, completeness and usability is excluded – except in cases of intent or fraud. WEISS GmbH shall be freed from all other liability, unless it is mandatorily liable pursuant to the German Product Liability Law for intentional or fraudulent action or for a breach of significant contractual duties. Liability due to a breach of significant contractual duties is restricted to typical, foreseeable damages – except in cases of intent or gross negligence

Copyright

© WEISS GmbH, Buchen, Germany. All rights reserved. All content such as texts, images and graphics, as well as arrangements thereof, are subject to protection by copyright and other laws on the protection of intellectual property. Content of this catalogue may not be copied, distributed or changed for commercial purposes. Some content is further subject to third-party copyright. The intellectual property is protected by various laws such as the industrial property rights, trademark rights, and copyright of WEISS GmbH.